

ARIZONA REGION
 05-N-02-P
 JANUARY 14-17, 2005

Official Race Results Group 7 FF/FC

THE SEEING DOUBLE-DOUBLE NAT
 PIR
 1.51 Miles
 10 Starters 9 Finishers
 Margin of victory: 21.032

Sec.	OA	CP	Class	Car	Reg.	ID #	Driver/Hometown	Car Desc./Sponsor	Best Lap	Speed	Laps
	1	1	FC	9	NYR	326181	Jesse YORIO New York, NY	Van Diemen RF01 Citadel Security Agency 2001	1:01.080	88.998	30
	2	2	FC	2	AZ	95142	Edward GUENTHER Paradise Valley, AZ		1:01.775	87.996	30
	3	3	FC	74	AZ	178778	Jim BRYANT Phoenix, AZ	Van Diemen RF200	1:02.457	87.035	30
	4	1	FF	50	AZ	333892	Bill STERN Phoenix, AZ	Swift DB1	1:03.868	85.113	29
	5	2	FF	86	CO	267597	John COPPLE Golden, CO	Swift DB1 T'Cheli Fashion Jewelry/Jim Christi	1:04.931	83.719	29
	6	3	FF	22	AZ	243238	Bud MORRISON Scottsdale, AZ	Swift DB1	1:04.624	84.117	28
	7	4	FF	4	CSCC	289378	Garey GUZMAN Granada Hills, CA	Swift DB6 SC Appraisal Network/T3 Composites/ Van Diemen	1:07.433	80.613	27
	8	4	FC	45	AZ	272549	Alan KARNS Mesa, AZ	The Clear Choice	1:03.609	85.459	27
	9	5	FF	10	AZ	278486	Greg DALMOLIN Phoenix, AZ	Swift DB-1 RanchoElectraglideThoroughbreds&Spo	1:05.176	83.404	26
DNE			FC	3	CO	144477	Barry GILBERT Englewood, CO	RF01 Gilbert Racing	1:01.387	88.552	12 NR
DNS			FF	34	CO	218084	C William KEPHART Col Springs, CO	Swift DB6 Photo Stencil			
DNS			FC	94	AZ	191185	Michael WILLIAMS Tucson, AZ	Swift SE-3 Competition Grinding			
DNS			FF	95	CSCC	249154	Mort HAAZ Santa Monica, CA	Swift DB-1 www.otb-retail.com			

Class and Race Summary

Over all Leaders: 9 Laps 1-30

Race hard charger: # 22 Bud MORRISON

Class	Car	Laps	Total time	Speed	Margin	Dist.	Car	Best Lap	Speed
FC	9	30	31:30.553	86.260	21.032	45.3	9	1:01.080	88.998 Lap 12
FF	50	29	31:49.878	82.541	39.188	43.79	50	1:03.868	85.113 Lap 13

TIMED ELECTRONICALLY WITH THE CHRONOMIX CC737 - Software by RJK Systems

ALLIE JOHNSTON
 CHIEF OF T&S
 Posted at: 3:52 P.M. 1/17/2005



ARIZONA REGION
05-N-01-P
JANUARY 14-17, 2005

Official Race Results Group 1 AS/T1/T2/SSB/SSC

THE SEEING DOUBLE-DOUBLE NAT
PIR
1.51 Miles
34 Starters 32 Finishers
Margin of victory: 4.228 Sec.

QA	CP	Class	Car	Req.	ID #	Driver/Hometown	Car Desc./Sponsor	Best Lap	Speed	Laps
1	1	T1	41	CO	149585	Michael PETTIFORD Louisville, CO	02 Corvette Go4itracingschools/KumhoTires/Hawk	1:07.253	80.829	30
2	1	AS	71	CO	270438	Kyle WATKINS Broomfield, CO	Ford Mustang Sensible Automotive/Hoosier	1:08.311*	79.577	30
3	1	T2	75	AZBOR	221790	Dave SCHOTZ Simi Valley, CA	98 Chevy Camaro SCCAForums.com/Kumho Tires/Bogart R	1:10.494*	77.112	30
4	2	T2	25	SD	181872	Tom BRECHT Escondido, CA	03 BMW M3 Brecht Motorsports/Hoosier Tires	1:10.470*	77.139	30
5	3	T2	98	CO	100486	Bob TUNNELL Superior, CO	BMW M3 Bimmerhaus/H&R/Hoosier	1:10.765	76.817	30
6	2	AS	62	MIDS	236500	Tom SMITH Springdale, AR	Chevy Camaro AR MidS Roll Off Service, Inc	1:10.286	77.341	30
7	2	T1	67	CO	311021	Christopher ASH Parker, CO	01 Corvette Z06	1:10.736	76.849	30
8	3	T1	15	NW		Ryan SNODGRASS Kirkland, WA	04 Chevy Z06 Naykid Racing/Kumho Tire	1:11.753	75.759	30
9	4	T1	3	WA	215974	Scotty B WHITE Puyallup, WA	Chevy Z06 Kumho Tires/NayKid Racing	1:07.922	80.032	30
10	3	AS	1	CO	221028	Kevin YOUNGERS Greelev, CO	Ford Mustang	1:12.817	74.652	29
11	1	SSB	26	SD	181683	Tim BRECHT Escondido, CA	03 BMW Z4 Brecht Motorsports/Hoosier Tires	1:13.789	73.669	29
12	2	SSB	77	CSCC	113172	T C KLINE Hilliard, OH	04 BMW Z4 Hoosier/TCKline Racing	1:14.411	73.053	29
13	3	SSB	11	SD	82139	Richard CRITES Brea, CA	99 Mazda Miata LHSMP/Humho Tires/Mazda	1:15.362	72.131	28
14	1	SSC	7	SD	98495	Bill HAGERTY Escondido, CA	99 Honda Civic SI Kumho Tire/Gemini Consulting	1:15.758	71.754	28
15	2	SSC	35	CSCC	302856	Jeff GERKEN Alpine, CA	Mini CooperS Brecht Motorsports/Hoosier	1:16.100	71.432	28
16	4	SSB	4	CO/CD	306468	Jeff JENSEN Monument, CO	Acura RSX-5 Pikes Peak Acura	1:16.375	71.175	28
17	3	SSC	02	CO	181176	Wiley TIMBROOK Golden, CO	Civic SI Kumho Tires/Marshall Liquors	1:15.736	71.775	28
18	4	SSC	31	OK	14338	John R SAUCIER Midwest City, OK	Mazda Protégé Mazda/Kumho/SKM	1:16.119	71.414	28
19	5	SSB	40	CSCC	323784	Kevin Nai-Chia CHEN Arcadia, CA	02 Mazda Miata MX5 E-S Motorsports	1:16.877	70.710	28
20	6	SSB	18	CDR	304712	Paul ZMUDSKY Peyton, CO	01 Acura Integra Pikes Peak Acura/Comptech USA/RM Wi	1:17.124	70.483	28
21	7	SSB	81	LV	283241	Jim TILLEY Henderson, NV	96 BMW Z3 Kumho Tires/TNT Motorsports	1:16.822	70.760	28
22	5	SSC	27	CSCC	328646	Daniel COLEMBIE Malibu, CA	Honda Civic PureDriving.com	1:16.977	70.618	28
23	6	SSC	38	LONES	62	James F PLACE San Antonio, TX	99 Honda Civic Associated/Kumho Tires	1:17.673	69.985	28
24	7	SSC	36	HOUSN	269184	J.F. MCCLUGHAN New Braunfels, TX	Mazda MP3	1:16.827	70.756	28
25	8	SSB	39	AZ	298796	Clark GILHART Scottsdale, AZ	00 Mazda Miata gilhartmotorsports.com/TheScottsdal	1:17.068	70.535	28
26	4	AS	20	KCR	49171	Jim WHEELER Lenexa, KS	Pontiac TA Wheeler Film Productions/Hoosier Ti	1:10.283	77.344	27 NR
27	9	SSB	6	SD	145084	Jeremy BARNES Coto De Casa, CA	Mazda 6 Hoosier/Mazdaspeed Motorsports	1:15.523	71.978	26 NR
28	10	SSB	10	CO	333741	Len MARINO Denver, CO	99 Mazda Miata Kumho Tires	1:19.553	68.331	26
29	5	AS	13	CSCC	206594	Bill SCHEPERGERDES Rancho Sta.Marg., CA	88 Chevy Camaro	1:13.196	74.266	25 NR
30	6	AS	47	NEO	311265	Jim PRACKER Novelty, OH	Ford Mustang	1:12.165	75.327	25 NR
31	8	SSC	65	CSCC	194201	Brain HUSTING Irvine, CA	00 Honda Civic Si Team Associated/ Kumho Tires	1:18.171	69.539	20 NR
32	5	T1	23	CO	247332	Amedee MORAN Salt Lake City, UT	01 Corvette Gus Paulos Chevrolet/Hoosier	1:10.068	77.581	17 NR
DNF		T2	17	CSCC	329476	Howard YANG W Covina, CA	03 Nissan 350ZX	1:14.215	73.246	11 NR
DNF		T1	12	CO	69223	Bob SCHADER Boulder, CO	02 Corvette Redline Oil/Hoosier Race Tires/Gus	1:07.756	80.229	9 NR
DNS		T1	55	CSCC	334191	Mark MITCHELL Malibu, CA	00 Chevy Corvette Sopp Chevrolet			
DNS		SSB	8	WA	215974	Scotty B WHITE Puyallup, WA	Chevy Camaro Kumho Tires/NayKid Racing			
DNS		SSB	48	SFR	212746	Ed CHANG Pittsburg, CA	99 Acura Integra GSR TwinCam Motorsports			
DNS		SSB	22	CSCC	256273	Laura OLSON Costa Mesa, CA	99 Mazda Miata Mazda/Hoosier			
DNS		T1	78	OR		Cindy LUX Aloha, OR	Chevy Z06			

Class and Race Summary

Over all Leaders: 12 Lap 1/ 41 Laps 2-30 / 71 Laps 14-16

Race hard charger:# 62 Tom SMITH

Class	Car	Laps	Total time	Speed	Margin	Dist.	Car	Best Lap	Speed
T1	41	30	39:53.124	68.145	41.245	45.3	41	1:07.253	80.829 Lap 3
AS	71	30	39:57.352	68.025	35.921	45.3	71	1:08.311*	79.577 Lap 3
T2	75	30	40:19.414	67.404	3.352	45.3	25	1:10.470*	77.139 Lap 4
SSB	26	29	39:57.837	65.744	0.959	43.79	26	1:13.789	73.669 Lap 5
SSC	7	28	40:06.449	63.250	3.848	42.28	02	1:15.736	71.775 Lap 4

* = Under existing lap record

TIMED ELECTRONICALLY WITH THE CHRONOMIX CC737 - Software by RJK Systems

ALLIE JOHNSTON
CHIEF OF T&S
Posted at: 2:12 P.M. 1/14/2005



ARIZONA REGION
05-N-01-P
JANUARY 14-17, 2005

Official Race Results Group 2 FP/GP/HP/GTL

THE SEEING DOUBLE-DOUBLE NAT
PIR
1.51 Miles
12 Starters 11 Finishers
Margin of victory: 0.245 Sec.

OA	CP	Class	Car	Reg.	ID #	Driver/Hometown	Car Desc./Sponsor	Best Lap	Speed	Laps
1	1	FP	6		274952 N	Shawn SAMPSON Oak View, CA	Mazda Miata Sampson Communications	1:10.742	76.842	30
2	1	GP	33	CSCC	148010	Gary WITTMAN Costa Mesa, CA	Austin Healey Sprite Tiodize/Venolia	1:11.883	75.622	30
3	1	GTL	48		195692	Douglas RUTHROFF Phoenix, AZ	Honda CRX	1:14.351*	73.112	29
4	2	GTL	71	PANAM	188451	Stan CZACKI Elephant Butte, NM	Opel GT LewisVintoAuto/Roger's Opel Engrg/G	1:15.434*	72.062	29
5	2	FP	66	SFR	195885	Chuck HORTON So. San Francisco, C	MG Midget	1:15.119	72.365	29
6	3	FP	8	SFR	117165	Pratt COLE Salt Lake City, UT	Mazda Miata Western Companies	1:17.341	70.286	28
7	3	GTL	19	AZ	164219	Steve LISA Paradise Valley	Mazda GLC Patent it!	1:13.741*	73.717	28
8	4	FP	3	CO	229312	Bruce GURNEY Albuquerque, NM	MG Midget	1:11.957	75.545	25 NR
9	4	GTL	4	AZ	212379	Keith GILLESPIE Phoenix, AZ	Honda CRX Hasport Performance	1:15.654*	71.853	24 NR
10	5	GTL	72	AZ	56457	Rod KENT Waddell, AZ	Toyota Tercel TRD	1:16.707*	70.867	20 NR
11	2	GP	7	CO	97968	Jonathan GOODALE Conifer, CO	Suzuki Swift GT Hoosier/TR Rotorsport	1:12.221	75.268	16 NR
DNF		GTL	64	CSCC	95824	Bill GILCREASE Costa Mesa, CA	Minicomp Mini Mini Mania/Redline/Goodyear	2:32.236	35.707	2 NR
DNS		FP	1	CSCC	251621	Robert DENNARD Lancaster, CA	Opel GT			
DNS		GP	74	PAMAM	271730	Ben DEWITT Alpine TX	Honda Civic Oso Press LLC			
DNS		FP	11	NW	333191	David MEAD Puyallup, WA	Mazda Miata Mazda			
DNS		FP	25	CSCC	343574	Mark HOTCHKIS Manhattan Beach, CA	Porsche 914			

Class and Race Summary

Over all Leaders: 48 Laps 1-2 / 6 Laps 3-30

Race Hard Charger: # 6 Shawn SAMPSON

Class	Car	Laps	Total time	Speed	Margin	Dist.	Car	Best Lap	Speed
FP	6	30	37:01.366	73.414	1 Lap	None 45.3	6	1:10.742	76.842 Lap 5
GP	33	30	37:01.611	73.406	14 Laps	None 45.3	33	1:11.883	75.622 Lap 4
GTL	48	29	37:18.224	70.432	2.004	43.79	19	1:13.741*	73.717 Lap 6

* = Under existing lap record

TIMED ELECTRONICALLY WITH THE CHRONOMIX CC737 - Software by RJK Systems

ALLIE JOHNSTON
CHIEF OF T&S
Posted at: 3:17 P.M. 1/14/2005



ARIZONA REGION
 05-N-01-P
 JANUARY 14-17, 2005

Official Race Results Group 3 CSR/DSR/S2

THE SEEING DOUBLE-DOUBLE NAT
 PIR
 1.51 Miles
 10 Starters 10 Finishers
 Margin of victory: 36.539 Sec.

OA	CP	Class	Car	Reg.	ID #	Driver/Hometown	Car Desc./Sponsor	Best Lap	Speed	Laps
1	1	CSR	41	TX	278356	n Keith YOUNG Dallas, TX	Radion Pro Sport	1:02.426	87.079	30
2	1	S2	73	IND	73	Terrence GARRETT Fishers, IN	JRE SR-71 F Terstep/Hoosier/QS/JRE	1:03.258	85.933	30
3	1	DSR	08	AZ	336929	Harvey GOLDMAN Winnipeg, Mb	Stohr	1:03.623	85.440	30
4	2	S2	1	CSCC	220434	Jeff LITTRELL		1:04.050	84.871	29
5	2	CSR	99	CSCC	314005	Harold GRAFTON Jamul, CA	Stohr C Sport Maxima Racing Oils/Cement Cutting I	1:04.308	84.530	29
6	3	CSR	69	CO	2858	Jim CHRISTIAN Boulder, CO	SCCASR	1:04.450	84.344	29
7	2	DSR	66	SFR	242034	Tom TURNER Danville, CA	Radical ProSport Emergency Suppression Systems Inc	1:05.333	83.204	29
8	4	CSR	21	CSCC	281181	Don SIMONS Glendale, CA	Radical TelSoft	1:05.370	83.157	28
9	5	CSR	68	CSCC	9166	Charlie KULMANN Vacaville, CA	Rait RT 1 Cal Lotto?	1:12.576	74.900	26
10	3	DSR	09	AZ	303478	Mark BAKHIT Gilbert, AZ	Stohr BP-5 Goodyear/Valvoline/Yoshimura/Barnet	1:01.347	88.610	22 NR
DNS	DSR	96	AZ	112715		Marc A HOOVER Cameron Park, CA	Mazda Cheetah			
DNS	DSR	12	ORE	313320		John CHISM Lake Oswego, OR	Stohr Trinity Carpet			

Class and Race Summary

Over all Leaders: 09 Laps 1-82 / 41 Laps 21-92

Race hard charger:# 99		Harold GRAFTON							
Class	Car	Laps	Total Time	Speed	Margin	Dist.	Car	Best Lap	Speed
CSR	41	30	31:58.654	84.997	1 Lap	None 45.3	41	1:02.426	87.079 Lap 23
S2	73	30	32:35.193	83.408	1 Lap	None 45.3	73	1:03.258	85.933 Lap 10
DSR	08	30	32:43.359	83.061	1 Lap	None 45.3	08	1:01.347	88.610 Lap 11

TIMED ELECTRONICALLY WITH THE CHRONOMIX CC737 - Software by RJK Systems

ALLIE JOHNSTON
 CHIEF OF T&S
 Posted at: 3:55 P.M. 1/14/2005



ARIZONA REGION
05-N-01-P
JANUARY 14-17, 2005

Official Race Results Group 4 EP/GT1/GT2/GT3

THE SEEING DOUBLE-DOUBLE NAT
FIR
1.51 Miles
16 Starters 16 Finishers
Margin of victory: 43.329 Sec.

OA	CP	Class	Car	Reg.	ID #	Driver/Hometown	Car Desc./Sponsor	Best Lap	Speed	Laps
1	1	GT1	1	SD	113617	Michael LEWIS Poway, CA	Jaguar XKR Redline Oil/Cyclo	1:01.013	89.095	25
2	2	GT1	21	AZ	112195	David R LANSING Tucson, AZ	Chevy Camaro LittleGermany/Pennzoil/Praxair/Spra	1:02.178	87.426	25
3	3	GT1	27	AZ	349387	Mark SHAFFER Peoria, AZ	Chevy Camaro	1:03.223	85.981	24 NR
4	1	GT2	00	CSCC	347289	Dwain DEMENT Laguna Hills, CA	Porsche GT3 Law Offices of Steven Bernheim	1:04.083*	84.827	24
5	1	GT3	09	MIDSO	338735	Eric BUTZE Memphis, TN	Toyota Celica Hoosier/Toyota	1:07.326	80.741	23
6	2	GT3	2	CO	98839 n	Jim VALDEZ Arvada, CO	BMW 320i Goodyear/Bimmerhaus	1:07.438	80.607	23
7	3	GT3	3	AZ	125197	James LEVI Tucson, AZ	Ford Probe UpRacing.com/Copperstate Bolt/Landt	1:07.216	80.873	23
8	4	GT3	29	CSCC	103056	Terry WATSON Pierrefonds, Quebec	Nissan 350Z H2O! Recreation Inc	1:05.688	82.754	23
9	5	GT3	12	SD	124620	Mike HENDERSON El Cajon, CA	Mazda RX7 M2 Motorsports/Mazda/Goodyear	1:05.290	83.259	23
10	1	EP	17	AZ	242621	Philip HOPPER Glendale, AZ	Mazda RX7 Cater to Cowards Dentistry	1:09.005	78.776	22
11	4	GT1	7	NW	241350	Moneca KOLUYN Delta, BC		1:10.106	77.539	22
12	2	EP	88	SFR	279932	Michael HEINTZMAN San Jose, CA	Mazda Miata Huffaker Barnard/Mazda/Western Comp	1:09.708	77.982	22
13	3	EP	38	CSCC	219993 N	Roger SATHER Solana Beach, CA	Mazda RX7	1:11.757	75.755	22
14	4	EP	16	CLA	195271	Steven FIORE Baton Rouge, LA	Mazda RX7 YAW Power Product	1:12.632	74.843	20 NR
15	5	EP	8	SFR	117165	Pratt COLE Salt Lake City, UT	Mazda Miata Western Companies	1:17.448	70.189	20
16	6	EP	50	SD	228785	Gary GIST Del Mar, CA	Mazda RX7 Palomar Companies LLC	1:10.983	76.581	14 NR
DNS		EP	08	CSCC	286678	Bob NEAL Harbor City, CA	Mazda RX7 MazdaTriX/Performance Solutions			
DNS		GT1	5	CSCC	1957	Andy PORTERFIELD Newport Beach, CA	Camaro Goodyear			
DNS		EP	9	CSCC	290882	Wayne GRAHAM Santa Barbara, CA	Mazda RX7 Mariah Motorsports			
DNS		EP	11	NW	333191	David MEAD Puyallup, WA	Mazda Miata Mazda			
DNS		EP	24	AZ	241378	Joe SKORCH Candler, AZ	Mazda RX7 Skorch Motorsports/D&M Appraisal Se			
DNS		GT2	84	CSCC	69056	John KERKHOFF Somis, CA	Pontiac Fiero Keva Engineering & Wife			

Class and Race Summary

Over all Leaders: 21 Lap 1/ 1 Laps 2-25

Class	Car	Laps	Total time	Speed	Margin	Dist.	Car	Best Lap	Speed
GT1	1	25	26:03.754	86.906	43.329	37.75	1	1:01.013	89.095 Lap 8
GT2	00	24	26:40.613	81.508	25 Laps	None 36.24	00	1:04.083*	84.827 Lap 3
GT3	09	23	26:15.042	79.380	4.030	34.73	12	1:05.290	83.259 Lap 3
EP	17	22	26:04.087	76.461	26.205	33.22	17	1:09.005	78.776 Lap 3

* = Under existing lap record

TIMED ELECTRONICALLY WITH THE CHRONOMIX CC737 - Software by RJK Systems

ALLIE JOHNSTON
CHIEF OF T&S
Posted at: 4:40 P.M. 1/14/2005



ARIZONA REGION
05-N-02-P
JANUARY 14-17, 2005

Official Race Results Group 1 AS/T1/T2/SSB/SSC

THE SEEING DOUBLE-DOUBLE NAT
PIR
1.51 Miles
31 Starters 29 Finishers
Margin of victory: 1.277 Sec.

OA	CP	Class	Car	Reg.	ID #	Driver/Hometown	Car Desc./Sponsor	Best Lap	Speed	Laps
1	1	T1	41	CO	149585	Michael PETTIFORD Louisville, CO	02 Corvette Go4itracingschools/KumhoTires/Hawk	1:06.680*	81.523	30
2	2	T1	55	CSCC	334191	Mark MITCHELL Malibu, CA	00 Chevy Corvette Sopp Chevrolet	1:07.250	80.832	30
3	3	T1	3	WA	215974	Scotty B WHITE Puyallup, WA	Chevy Z06 Kumho Tires/NayKid Racing	1:07.376	80.681	30
4	1	AS	62	MIDS	236500	Tom SMITH Springdale, AR	Chevy Camaro AR MidS Roll Off Service, Inc	1:09.901	77.767	30
5	4	T1	15	NW		Ryan SNODGRASS Kirkland, WA	04 Chevy Z06 Naykid Racing/Kumho Tire	1:10.002	77.654	29
6	5	T1	67	CO	311021	Christopher ASH Parker, CO	01 Corvette Z06	1:09.778	77.904	29
7	1	T2	75	AZBOR	221790	Dave SCHOTZ Simi Valley, CA	98 Chevy Camaro SCCAForums.com/Kumho Tires/Bogart R	1:10.508	77.097	29
8	2	T2	98	CO	100486	Bob TUNNELL Superior, CO	BMW M3 Bimmerhaus/H&R/Hoosier	1:10.492	77.115	29
9	3	T2	25	SD	181872	Tom BRECHT Escondido, CA	03 BMW M3 Brecht Motorsports/Hoosier Tires	1:10.619	76.976	29
10	2	AS	20	KCR	49171	Jim WHEELER Lenexa, KS	Pontiac TA Wheeler Film Productions/Hoosier Ti	1:11.703	75.812	29
11	3	AS	1	CO	221028	Kevin YOUNGERS Greelev, CO	Ford Mustang	1:12.313	75.173	28
12	1	SSB	26	SD	181683	Tim BRECHT Escondido, CA	03 BMW Z4 Brecht Motorsports/Hoosier Tires	1:13.747	73.711	28
13	2	SSB	77	CSCC	113172	T C KLINE Hilliard, OH	04 BMW Z4 Hoosier/TCKline Racing	1:14.179	73.282	28
14	1	SSC	35	CSCC	302856	Jeff GERKEN Alpine, CA	Mini Cooper S Brecht Motorsports/Hoosier	1:15.855	71.663	27
15	3	SSB	4	CO/CD	306468	Jeff JENSEN Monument, CO	Acura RSX-5 Pikes Peak Acura	1:15.649	71.858	27
16	4	SSB	11	SD	82139	Richard CRITES Brea, CA	99 Mazda Miata LHSMF/Humho Tires/Mazda	1:15.730	71.781	27
17	2	SSC	7	SD	98495	Bill HAGERTY Escondido, CA	99 Honda Civic SI Kumho Tire/Gemini Consulting	1:15.850	71.667	27
18	3	SSC	02	CO	181176	Wiley TIMBROOK Golden, CO	Civic SI Kumho Tires/Marshall Liquors	1:16.093	71.438	27
19	4	SSC	31	OK	14338	John R SAUCIER Midwest City, OK	Mazda Protégé Mazda/Kumho/SKM	1:15.990	71.535	27
20	5	SSC	27	CSCC	328646	Daniel COLEMBIE Malibu, CA	Honda Civic Pure Driving.com	1:16.338	71.209	27
21	5	SSB	39	AZ	298796	Clark GILHART Scottsdale, AZ	00 Mazda Miata gilhartmotorsports.com/TheScottsdal	1:16.769	70.809	27
22	6	SSC	36	HOUST	269184	J.F. MCCLEUGHAN New Braunfels, TX	Mazda MP3	1:16.837	70.747	27
23	6	SSB	40	CSCC	323784	Kevin Nai-Chia CHEN Arcadia, CA	02 Mazda Miata MX5 E-S Motorsports	1:16.493	71.065	27
24	7	SSB	81	LV	283241	Jim TILLEY Henderson, NV	96 BMW Z3 Kumho Tires/TNT Motorsports	1:16.587	70.978	27
25	7	SSC	38	LONES	62	James F PLACE San Antonio, TX	99 Honda Civic Associated/Kumho Tires	1:17.704	69.957	27
26	8	SSB	18	CDR	304712	Paul ZMUDSKY Peyton, CO	01 Acura Integra Pikes Peak Acura/Comptech USA/RM Wi	1:17.566	70.082	27
27	8	SSC	65	CSCC	194201	Brain HUSTING Irvine, CA	00 Honda Civic Si Team Associated/ Kumho Tires	1:17.717	69.946	27
28	9	SSB	10	CO	333741	Len MARINO Denver, CO	99 Mazda Miata Kumho Tires	1:18.437	69.304	21
29	4	AS	13	CSCC	206594	Bill SCHEPERGERDES Rancho Sta.Marg., CA	88 Chevy Camaro	1:12.039	75.459	19
DNF		T1	23	CO	247332	Amedee MORAN Salt Lake City, UT	01 Corvette Gus Paulos Chevrolet/Hoosier	1:13.629	73.829	12 NR
DNF		AS	71	CO	270438	Kyle WATKINS Broomfield, CO	Ford Mustang Sensible Automotive/Hoosier			1 NR
DNS		SSB	22	CSCC	256273	Laura OLSON Costa Mesa, CA	99 Mazda Miata Mazda/Hoosier			
DNS		SSB	8	WA	215974	Scotty B WHITE Puyallup, WA	Chevy Camaro Kumho Tires/NayKid Racing			
DNS		T1	12	CO	69223	Bob SCHADER Boulder, CO	02 Corvette Redline Oil/Hoosier Race Tires/Gus			
DNS		T2	17	CSCC	329476	Howard YANG W Covina, CA	03 Nissan 350Z			
DNS		AS	47	NEO	311265	Jim PRACKER Novelty, OH	Ford Mustang			
DNS		SSB	48	SFR	212746	Ed CHANG Pittsburg, CA	99 Acura Integra GSR TwinCam Motorsports			
DNS		T1	78	OR		Cindy LUX Aloha, OR	Chevy Z06			

*UNDER EXISTING TRACK RECORD

ARIZONA REGION
 05-N-02-P
 JANUARY 14-17, 2005

Official Race Results Group 2 FP/GP/HP/GTL

THE SEEING DOUBLE-DOUBLE NAT
 PIR
 1.51 Miles
 11 Starters 8 Finishers
 Margin of victory: 3.235 Sec.

OA	CP Class	Car Req.	ID #	Driver/Hometown	Car Desc./Sponsor	Best Lap	Speed	Laps
1	1 GTL	19 AZ	164219	Steven LISA Paradise Valley	Mazda GLC Patent it!	1:09.074*	78.698	30
2	2 GTL	48	195692	Douglas RUTHROFF Phoenix, AZ	Honda CRX	1:09.555*	78.153	30
3	1 FP	6	274952 N	Shawn SAMPSON Oak View, CA	Mazda Miata Sampson Communications	1:10.749	76.835	30
4	1 GP	7 CO	97968	Jonathan GOODALE Conifer, CO	Suzuki Swift GT Hoosier/TR Rotorsport	1:12.313	75.173	29
5	3 GTL	71 PANAM	188451	Stan CZACKI Elephant Butte, NM	Opel GT LewisVintoAuto/Roger's Opel Engrg/G	1:13.796	73.662	29
6	2 FP	8 SFR	117165	Pratt COLE Salt Lake City, UT	Mazda Miata Western Companies	1:16.447	71.108	28
7	3 FP	66 SFR	195885	Chuck HORTON So. San Francisco, C	MG Midget	1:10.759	76.824	25 NR
8	4 GTL	72 AZ	56457	Rod KENT Waddell, AZ	Toyota Tercel TRD	1:13.806	73.652	22
DNF	GP	33 CSCC	148010	Gary WITTMAN Costa Mesa, CA	Austin Healey Sprite Tiodize/Vendia	1:12.597	74.879	6 NR
DNF	GTL	64 CSCC	95824	Bill GILCREASE Costa Mesa, CA	Minicomp Mini	1:12.349*	75.135	4 NR
DNF	GTL	4 AZ	212379	Keith GILLESPIE Phoenix, AZ	Mini Mania/Redline/Goodyear Honda CRX			1 NR
DNS	GP	74 PAMAM	271730	Ben DEWITT Alpine TX	Hasport Performance Honda Civic			
DNS	FP	1 CSCC	251621	Robert DENNARD Lancaster, CA	Oso Press LLC Opel GT			
DNS	FP	3 CO	229312	Bruce GURNEY Albuquerque, NM	MG Midget			
DNS	FP	11 NW	333191	David MEAD Puyallup, WA	Mazda Miata Mazda			
DNS	FP	25 CSCC	343574	Mark HOTCHKIS Manhattan Beach, CA	Porsche 914			

Class and Race Summary


Over all Leaders: 48 Laps 1-22 / 66 Laps 3-4 / 19 Laps 10-30

Class	Car	Laps	Total time	Speed	Margin	Dist.	Car	Best Lap	Speed
Race hard charger:# 19			Steven LISA						
GTL	19	30	35:23.296	76.805	3.235	45.3	19	1:09.074*	78.698 Lap 23
FP	6	30	36:27.896	74.537	2 Laps	None 45.3	6	1:10.749	76.835 Lap 20
GP	7	29	36:00.878	72.953	23 Laps	None 43.79	7	1:12.313	75.173 Lap 3

* = Under existing lap record

TIMED ELECTRONICALLY WITH THE CHRONOMIX CC737 - Software by RJK Systems

ALLIE JOHNSTON
 CHIEF OF T&S
 Posted at: 2:55 P.M. 1/15/2005



ARIZONA REGION
 05-N-02-P
 JANUARY 14-17, 2005

Official Race Results Group 3 CSR/DSR/S2

THE SEEING DOUBLE-DOUBLE NAT
 FIR
 1.51 Miles
 8 Starters 7 Finishers
 Margin of victory: 1.241 Sec.

OA	CP	Class	Car	Reg.	ID #	Driver/Hometown	Car Desc./Sponsor	Best Lap	Speed	Laps
1	1	DSR	09	AZ	303478	Mark BAKHIT Gilbert, AZ	Stohr BP-5	1:01.012	89.097	30
2	1	CSR	41	TX	278356 n	Keith YOUNG Dallas, TX	Goodyear/Valvoline/Yoshimura/Barnet Radion Pro Sport	1:02.009	87.664	30
3	2	CSR	99	CSCC	314005	Harold GRAFTON Jambul, CA	Stohr C Sport	1:03.543	85.548	29
4	3	CSR	69	CO	2858	Jim CHRISTIAN Boulder, CO	Maxima Racing Oils/Cement Cutting I SCCASR	1:05.088	83.517	29
5	2	DSR	66	SFR	242034	Tom TURNER Danville, CA	Radical ProSport	1:04.846	83.829	28
6	1	S2	1	CSCC	220434	Jeff LITTRELL	Emergency Suppression Systems Inc	1:03.033	86.240	26
7	4	CSR	68	CSCC	9166	Charlie KULMANN Vacaville, CA	Ralt RT 1 Cal Lotto?	1:12.824	74.645	24
DNF		DSR	08	AZ	336929	Harvey GOLDMAN Winnipeg, Mb	Stohr	1:04.957	83.686	8 NR
DNS		CSR	21	CSCC	281181	Don SIMONS Glendale, CA	Radical TelSoft			
DNS		DSR	12	ORE	313320	John CHISM Lake Oswego, OR	Stohr Trinity Carpet			
DNS		DSR	19	AZ	292545 n	Matt CONRAD Glendale, AZ	Maloy DSR-1 Phoenix Race Cars, Inc./PM Perfroma			

Class and Race Summary

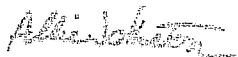
Over all Leaders: 09 Laps 1-30

Race hard charger:# 99 Harold GRAFTON

Class	Car	Laps	Total time	Speed	Margin	Dist.	Car	Best Lap	Speed
DSR	09	30	31:42.582	85.715	2 Laps	None 45.3	09	1:01.012	89.097 Lap 4
CSR	41	30	31:43.823	85.659	1 Lap	None 45.3	41	1:02.009	87.664 Lap 28
S2	1	26	31:55.977	73.767	None	39.26	1	1:03.033	86.240 Lap 4

TIMED ELECTRONICALLY WITH THE CHRONOMIX CC737 - Software by RJK Systems

ALLIE JOHNSTON
 CHIEF OF T&S
 Posted at: 3:57 P.M. 1/15/2005



ARIZONA REGION
 05-N-02-P
 JANUARY 14-17, 2005

PROVISIONAL Race Results Group 4 EP/GT1/GT2/GT3

THE SEEING DOUBLE-DOUBLE NAT
 PIR
 1.51 Miles
 16 Starters 13 Finishers
 Margin of victory: 1:03.896

OA	CP	Class	Car	Reg.	ID #	Driver/Hometown	Car Desc./Sponsor	Best Lap	Speed	Laps
1	1	GT1	1	SD	113617	Michael LEWIS Poway, CA	Jaguar XKR Redline Oil/Cyclo	1:00.533	89.802	30
2	2	GT1	21	AZ	112195	David R LANSING Tucson, AZ	Chevy Camaro LittleGermany/Pennzoil/Praxair/Spra	1:03.156	86.072	30
3	1	GT2	00	CSCC	347289	Dwain DEMENT Laguna Hills, CA	Porsche GT3 Law Offices of Steven Bernheim	1:04.758	83.943	29
4	1	GT3	12	SD	124620	Mike HENDERSON El Cajon, CA	Mazda RX7 M2 Motorsports/Mazda/Goodyear	1:04.831	83.848	28
5	2	GT3	29	CSCC	103056	Terry WATSON Pierrefonds, Quebec	Nissan 350Z H2O! Recreation Inc	1:05.847	82.555	28
6	3	GT3	3	AZ	125197	James LEVI Tucson, AZ	Ford Probe UpRacing.com/Copperstate Bolt/Landt	1:08.745	79.074	27
***7	1	EP	88	SFR	279932	Michael HEINTZMAN San Jose, CA	Mazda Miata Huffaker Barnard/Mazda/Western Comp	1:09.159	78.601	27
8	2	EP	17	AZ	242621	Philip HOPPER Glendale, AZ	Mazda RX7 Cater to Cowards Dentistry	1:09.220	78.532	27
9	3	EP	50	SD	228785	Gary GIST Del Mar, CA	Mazda RX7 Palomar Companies LLC	1:10.384	77.233	27
10	4	EP	24	AZ	241378	Joe SKORCH Chandler, AZ	Mazda RX7 Skorch Motorsports/D&M Appraisal Se	1:09.694	77.998	27
11	5	EP	38	CSCC	219993	Roger SATHER Solana Beach, CA	Mazda RX7 Western Companies	1:09.903	77.764	26
12	6	EP	8	SFR	117165	Pratt COLE Salt Lake City, UT	Mazda Miata Western Companies	1:17.967	69.721	24
13	4	GT3	2	CO	98839	Jim VALDEZ Arvada, CO	BMW 320i Goodyear/Bimmerhaus	1:06.952	81.192	15 NR
DNF		GT1	7	NW	241350	Moneca KOLUYN Delta, BC		1:08.528	79.325	13 NR
DNF		GT1	27	AZ		Mark SHAFFER Peoria, AZ	Chevy Camaro	1:03.273	85.913	13 NR
DNF		GT3	09	MIDSO	338735	Eric BUTZE Memphis, TN	Toyota Celica Hoosier/Toyota	1:06.319	81.967	5 NR
DNS		EP	08	CSCC	286678	Bob NEAL Harbor City, CA	Mazda RX7 MazdaTrix/Performance Solutions			
DNS		GT1	5	CSCC	1957	Andy PORTERFIELD Newport Beach, CA	Camaro Goodyear			
DNS		EP	9	CSCC	290882	Wayne GRAHAM Santa Barbara, CA	Mazda RX7 Mariah Motorsports			
DNS		EP	11	NW	333191	David MEAD Puyallup, WA	Mazda Miata Mazda			
DNS		EP	16	CLA	195271	Steven FIORE Baton Rouge, LA	Mazda RX7 YAW Power Product			
DNS		GT2	84	CSCC	69056	John KERKHOFF Somis, CA	Pontiac Fiero Keva Engineering & Wife			

*** CAR 88 DISQUALIFIED UNDER WEIGHT PER CHIEF STEWARD / RESULTS WILL REMAIN PROVISIONAL PENDING APPEAL BY CAR 88

Class and Race Summary

Over all Leaders: 1 Laps 1-30

Race hard charger:# 29 Terry WATSON

Class	Car	Laps	Total time	Speed	Margin	Dist.	Car	Best Lap	Speed
GT1	1	30	31:22.885	86.611	1:03.896	45.3	1	1:00.533	89.802 Lap 4
GT2	00	29	32:26.576	80.985	30 Laps	None 43.79	00	1:04.758	83.943 Lap 4
GT3	12	28	31:28.668	80.590	5.351	42.28	12	1:04.831	83.848 Lap 3
EP	88	27	31:50.386	76.828	9.492	40.77	88	1:09.159	78.601 Lap 10

TIMED ELECTRONICALLY WITH THE CHRONOMIX CC737 - Software by RJK Systems

ALLIE JOHNSTON
 CHIEF OF T&S
 Posted at: 4:22 P.M. 1/15/2005



ARIZONA REGION
05-N-01-P
JANUARY 14-17, 2005

Official Race Results Group 5 FV/F500

THE SEEING DOUBLE-DOUBLE NAT
PIR
1.51 Miles
18 Starters 15 Finishers
Margin of victory: 0.038 Sec.

OA	CP	Class	Car	Reg.	ID #	Driver/Hometown	Car Desc./Sponsor	Best Lap	Speed	Laps
1	1	FV	94		112181	Bob NEUMEISTER	Mysterian M2	1:11.295	76.246	30
2	2	FV	24	CSCC	137815	Colin CROSS Walnut Creek, CA	Redline Oil Caracal C	1:10.960	76.606	30
3	3	FV	54	CO	319262	Dieter HIRSCH Pine, CO	Hoosier/Lauren's Closet/ Ron Chuck VDF 2	1:12.361	75.123	30
4	4	FV	87	NW	45807	Dennis ANDRADE Brush Prairie, WA	Vortech	1:12.197	75.293	30
5	5	FV	7	KS	305221	Lisa NOBLE Manhattan, KS	D & D Racing Vortech	1:12.632	74.843	30
6	6	FV	74	AZCSC	63787	Mark EDWARDS Los Angeles, CA	Hoosier Tire/www.littlefeat.net/Val Glandring 8L	1:12.741	74.730	30
7	7	FV	9	NW	202805	Quinn POSNER Bellevue, WA	Mysterian	1:12.568	74.909	30
8	8	FV	25	CSCC	261282	Charlie TURNER Mission Viejo	Protoform P2 Turner Motorsports Marketing/Mitron	1:12.594	74.882	30
9	9	FV	38	ARCAK	191892 N	Mike THOMAS Eagle River, AK	Mysterian M2 Parkway Chevrolet	1:12.501	74.978	30
10	10	FV	11	CO	79427 N	Mike PALERMO JR. Shawnee, CO	Sharland 001 Peak Performance/Hoosier	1:12.737	74.735	30
11	11	FV	41	CO	324875	Mark FELSEN Denver, CO	Vortech	1:12.950	74.516	29
12	12	FV	13	CHI	66869	Bill STYCZYNSKI Downers Grove, IL	Citation 84V Styczynski Walker & Associates Arch	1:12.950	74.516	29
13	13	FV	62	KS	229973	Douglass JOHNSON San Diego, CA	Lynx B Noble/Claude Braunstein	1:17.753	69.913	28
14	14	FV	2	CSCC	209210	Marjorie LUNDBERG Los Angeles, CA	Caracal C1 Instinct Racing	1:13.502	73.957	27 NR
15	15	FV	50	AZ	333082	Roman RUIZ Mesa, AZ	Lynx B Ruiz Insurance Group	1:16.584	70.980	27
DNF		FV	27	STL	232083	Donald SCHANCHE Marco Island, FL	Vortech	1:11.615	75.905	10 NR
DNF		FV	21	NW	88004	Bob POSNER Bellevue, WA	Hoosier Tires/Noble Racing/Vortech Tsunami	1:13.648	73.810	4 NR
DNF		FV	5	AZ	59321	Brian MCCARTHY Sacramento, CA	Anduril BRM BRM Engineering	1:14.891		3 NR
DNS		F500	1	CSCC	186051	Peter BRESCHINI El Dorado, CA	KBS Mk 5			
DNS		FV	00	KS	119891	Bill NOBLE Manhattan, KS	Protoform P3 Hoosier Tire/Valvoline			
DNS		FV	17	CSCC	290484	Geoff COOK Fallbrook, CA	Mysterion			

Class and Race Summary

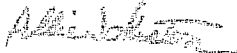
Over all Leaders: 94 Laps 1-61 / 24 Laps 2-60

Race hard charger:# 87 Dennis ANDRADE

Class	Car	Laps	Total time	Speed	Margin	Dist.	Car	Best Lap	Speed
FV	94	30	35:55.425	75.660	0.038	45.3	24	1:10.960	76.606 Lap 14

TIMED ELECTRONICALLY WITH THE CHRONOMIX CC737 - Software by RJK Systems

ALLIE JOHNSTON
CHIEF OF T&S
Posted at: 2:15 P.M. 1/16/2005



ARIZONA REGION
05-N-01-P
JANUARY 14-17, 2005

Official Race Results Group 6 SRF

THE SEEING DOUBLE-DOUBLE NAT
PIR
1.51 Miles
26 Starters 24 Finishers
Margin of victory: 0.315 Sec.

OA	CP	Class	Car	Reg.	ID #	Driver/Hometown	Car Desc./Sponsor	Best Lap	Speed	Laps
1	1	SRF	14	CSCC	139146	Paul MARINO Canoga Park, CA	SRF Champion Motorsports/Impress	1:09.638	78.060	30
2	2	SRF	00	CSCC	159499	Lee FLEMING Lake Forest, CA	SRF	1:09.621	78.079	30
3	3	SRF	62	CSCC	210471	TJ ACKER Aua Dulce, CA	SRF Andrews Electronics	1:09.728	77.960	30
4	4	SRF	40	AZ	298636	Bob LANKES Scottsdale, AZ	SRF Valvoline Express Lube	1:09.715	77.974	30
5	5	SRF	44	CO	280749	John B DUNN Greenwood Village, C	SRF	1:10.041	77.611	30
6	6	SRF	61	CSCC	210472	Tordy ACKER Aua Dulce, CA	SRF Andrews Electronics	1:10.391	77.225	30
7	7	SRF	5	CSCC	312012	Mike MISERENDINO Los Angeles, CA	SRF Team Widget/MTM Racing	1:10.384	77.233	30
8	8	SRF	18		347480	Terry ROSSI Seal Beach, CA	SRF Eva International	1:10.181	77.456	30
9	9	SRF	66	AZ	190819	Craig REEDER Scottsdale, AZ	SRF	1:10.435	77.177	30
10	10	SRF	1	OR	253569	Gary MANCHESTER Portland, OR	SRF Nancy Grant, PC	1:10.483	77.124	30
11	11	SRF	49	CSCC	250421	Marty WILLIAMS Woodland Hills CA	SRF Champion Motorsports	1:10.848	76.727	30
12	12	SRF	58	CSCC	349361	Brett BARTHOLOMEW Boulder City NV	SRF Herbalife	1:10.951	76.616	30
13	13	SRF	71	OR/NW	63472	Johnny HUMPHREYS Veradale, WA	SRF Flat Out Racing	1:11.224	76.322	30
14	14	SRF	60	CO	253560	Tim GRAY Eden Prairie, MN	SRF Ryan Companies US, Inc	1:11.208	76.339	30
15	15	SRF	74	CSCC	275806	David PHETEPLACE Bonita, CA	SRF knitterdude.com	1:11.582	75.940	30
16	16	SRF	15	AZ	230617	Elliott FREIREICH Litchfield Park, AZ	SRF	1:11.379	76.156	30
17	17	SRF	41	LOL	259793	Dick CORSON Wayzata, MN	SRF	1:12.466	75.014	29
18	18	SRF	45	NW	190965	Tom BURT Bainbridge Island, W	SRF	1:12.005	75.494	29
19	19	SRF	20	AZ	305587	James MALONE Scottsdale, AZ	SRF Raptor Motorsports	1:12.324	75.161	29
20	20	SRF	77	SFR	163683	Morris GOLDSTEIN Las Vegas, NV	SRF Nevada Slots & Supplies	1:12.617	74.858	28
21	21	SRF	7	CO	20	Maynard KNAPP Avon, CO	SRF	1:10.095	77.551	23 NR
22	22	SRF	78	LOL	242765	Reid JOHNSON Scottsdale, AZ	SRF	1:10.288	77.338	20 NR
23	23	SRF	03	AZ	259955	Paul DEALVA Phoenix, AZ	SRF LaRue Motorsports	1:09.842	77.832	20 NR
24	24	SRF	17	LV	200874	Paul (Ed) RABY Las Vegas, NV	SRF Champion Motorsports	1:10.544	77.058	17 NR
DNF		SRF	4	CSCC	8437	Bill JUCHA Tehachapi, CA	SRF Positive Impressions	1:16.085	71.446	6 NR
DNF		SRF	97	SFR	245789	David HARRIMAN San Jose, CA	SRF systemprog.com	1:17.305	70.318	3 NR
DNS		SRF	47	CO	53526	Karl FLESSA Tucson, AZ	SRF Desert Moose Racing/LaRue			


Class and Race Summary

Over all Leaders: 62 Laps 1-6 / 14 Laps 7-30 / 00 Laps 11-12

Class	Car	Laps	Total time	Speed	Margin	Dist.	Car	Best Lap	Speed
SRF	14	30	35:17.501	77.015	0.315	45.3	00	1:09.621	78.079 Lap 4

TIMED ELECTRONICALLY WITH THE CHRONOMIX CC737 - Software by RJK Systems

ALLIE JOHNSTON
CHIEF OF T&S
Posted at: 3:01 P.M. 1/16/2005



ARIZONA REGION
 US-N-01-P
 JANUARY 14-17, 2005

Official Race Results Group 7 FF/FC

THE SEEING DOUBLE-DOUBLE NAT
 PIR
 1.51 Miles
 11 Starters 8 Finishers
 Margin of victory:19.170 Sec.

OA	CP	Class	Car	Reg.	ID #	Driver/Hometown	Car Desc./Sponsor	Best Lap	Speed	Laps
1	1	FC	9	NYR	326181	Jesse YORIO New York, NY	Van Diemen RF01	1:00.938	89.205	30
2	1	FF	34	CO	218084	C William KEPHART Col Springs, CO	Citadel Security Agency Swift DB6	1:03.111	86.133	30
3	2	FF	50	AZ	333892	Bill STERN Phoenix, AZ	Photo Stencil Swift DB1	1:03.165	86.060	30
4	3	FF	86	CO	267597	John COPPLE Golden, CO	Swift DB1	1:04.854	83.819	30
****5	2	FC	45	AZ	272549	Alan KARNAS Mesa, AZ	T'Cheli Fashion Jewelry/Jim Christi Van Diemen	1:04.128	84.767	29
6	4	FF	22	AZ	243238	Bud MORRISON Scottsdale, AZ	The Clear Choice Swift DB1	1:04.896	83.764	29
***7	3	FC	2	AZ	95142	Edward GUENTHER Paradise Valley, AZ	2001	1:01.337	88.625	18 NR
8	5	FF	10	AZ	278486 N	Greg DALMOLIN Phoenix, AZ	Swift DB-1 RanchoElectraglideThoroughbreds&Spo	1:05.283	83.268	17 NR
DNF		FC	3	CO	144477	Barry GILBERT Englewood, CO	RF01 Gilbert Racing	1:02.854	86.486	7 NR
DNF		FF	4	CSCC	289378	Garey GUZMAN Granada Hills, CA	Swift DB6 SC Appraisal Network/T3 Composites/	1:08.202	79.704	7 NR
DNF		FC	74	AZ	178778	Jim BRYANT Phoenix, AZ	Van Diemen RF200			0 NR
DNS		FC	94	AZ	191185	Michael WILLIAMS Tucson, AZ	Swift SE-3			
DNS		FF	95	CSCC	249154	Mort HAAZ Santa Monica, CA	Competition Grinding Swift DB-1 www.ctb-retail.com			

*** PER CHIEF STEWARD: CAR 2 RETAINS POSITION BUT LOSES EVENT POINTS


**** PER CHIEF STEWARD: CAR 45 MOVED TO LAST FINISHER, BUT LOSES EVENT POINTS

Class and Race Summary
 Over all Leaders: 3 Laps 1-6 / 2 Laps 7-18 / 9 Laps 19-30

Race hard charger:#	Class	Car	Laps	Total time	Speed	Margin	Dist.	Car	Best Lap	Speed
9	FC	9	30	33:17.814	81.629	1 Lap	None	9	1:00.938	89.205
	FF	34	30	33:36.984	80.853	1.543	45.3	34	1:03.111	86.133

TIMED ELECTRONICALLY WITH THE CHRONOMIX CC737 - Software by RJK Systems

ALLIE JOHNSTON
 CHIEF OF T&S
 Posted at: 3:34 P.M. 1/16/2005



ARIZONA REGION
 05-N-01-P
 JANUARY 14-17, 2005

Official Race Results Group 8 FM/FA

THE SEEING DOUBLE-DOUBLE NAT
 PIR
 1.51 Miles
 18 Starters 16 Finishers
 Margin of victory: 15.159 Sec.

OA	CP	Class	Car	Reg.	ID #	Driver/Hometown	Car Desc./Sponsor	Best Lap	Speed	Laps
1	1	FA	49	AZ	261498	dan SELZNICK Phoenix, AZ	Swift 014 The Roomstore	56.543	96.139	28
2	2	FA	33	AZ	293993	Bob STALLINGS Dallas, TX	Swift 014	55.680	95.906	28
3	3	FA	96	SD	289400	Leo SISMANI San Diego, CA	Ralt RT 40 California Scene/Toyota/Jennings	56.802	95.700	28
4	4	FA	48	NW	254604	Lee ATKINS Woodinville WA	Swift 014 Advanced Medical	58.789	92.466	28
5	5	FA	30	STL	56962	jim WRIGHT Wildwood, MO	Swift DB4	59.871	90.795	27
6	1	FM	81	AZ	329932	Gabi DICARLO Phoenix, AZ	Star Mazda Great Clips	1:01.527	88.351	26
7	2	FM	67	AZ	261757	Tom BARNETT Phoenix, AZ	Star Mazda Burger King/The Good Egg Restaurant	1:02.154	87.460	26
8	3	FM	11	AZ	346963	Ken LOSCH Paradise Valley, AZ	Star Mazda Avenue Communities/Ruspeed Racing/A	1:02.191	87.408	26
9	4	FM	7	AZ	200985	Steve LENZMEIER Mesa, AZ	Star Mazda Lenzmeier Construction Inc	1:03.176	86.045	26
10	5	FM	28	CO	236170	Russell LINDERMANN Longmont, CO	Star Mazda	1:03.445	85.680	25
11	6	FM	8	CSCC	334931	Eric COOMER Atascadero, CA	Star Mazda R.L.C. Enterprises, Inc	1:03.381	85.767	25
12	6	FA	78	CO	270438	Kyle WATKINS Broomfield, CO	FSCCA Sensible Automotive/Hoosier	1:02.393	87.125	25
13	7	FA	44	AZ	271659	Gary LEHAIE Scottsdale, AZ		1:02.707	86.688	25
14	7	FM	75	AZ	307102	n Kelly GALLANT Scottsdale, AZ	Star Mazda	1:02.970	86.326	24
15	8	FM	54	CO	324875	Mark FELSEN Denver, Co	Star Mazda	1:03.839	85.151	23 NR
16	9	FM	24	CO	84527	Al STONE Denver CO	Mazda	1:10.448	77.163	22
DNF		FM	47	CO	338548	n Patricia MUELLER Englewood, CO	Star Mazda	1:08.629	79.208	5 NR
DNF		FA	69	CO	2858	Jim CHRISTIAN Boulder, CO	FSCCA			0 NR
DNS		FA	21	SFR	238593	Roger GLOVER Reno, NV	Swift 014 Custom Boat & Marine			

Class and Race Summary

Over all Leaders: 49 Laps 1-28 / 33 Laps 7-9

Race hard charger:# 78 Kyle WATKINS

Class	Car	Laps	Total time	Speed	Margin	Dist.	Car	Best Lap	Speed
FA	49	28	26:56.203	94.176	15.159	42.28	49	56.543	96.139 Lap 17
FM	81	26	27:02.680	87.100	27.878	39.26	81	1:01.527	88.351 Lap 24

TIMED ELECTRONICALLY WITH THE CHRONOMIX CC737 - Software by RJK Systems

ALLIE JOHNSTON
 CHIEF OF T&S
 Posted at: 4:28 P.M. 1/16/2005



ARIZONA REGION
05-N-02-P
JANUARY 14-17, 2005

OFFICIAL Race Results Group 5 FV/F500

THE SEEING DOUBLE-DOUBLE NAT
PIR
1.51 Miles
16 Starters 12 Finishers
Margin of victory: 7.452 Sec.

OA	CP	Class	Car	Reg.	ID #	Driver/Hometown	Car Desc./Sponsor	Best Lap	Speed	Laps
1	1	FV	27	STL	232083	Donald SCHANCHE Marco Island, FL	Vortech	1:11.915	75.589	30
2	2	FV	11	CO	79427 N	Mike PALERMO JR. Shawnee, CO	Hoosier Tires/Noble Racing/Vortech Sharland 001	1:12.075	75.421	30
3	3	FV	7	KS	305221	Lisa NOBLE Manhattan, KS	Vortech	1:11.993	75.507	30
4	4	FV	54	CO	319262	Dieter HIRSCH Pine, CO	Hoosier Tire/www.littlefeat.net/Val VDF 2	1:12.174	75.317	30
5	5	FV	9	NW	202805	Quinn POSNER Bellevue, WA	Mysterian	1:12.253	75.235	30
6	6	FV	38	ARCAK	191892 N	Mike THOMAS Eagle River, AK	Mysterian M2 Parkway Chevrolet	1:13.220	74.242	30
7	7	FV	2	CSCC	209210	Marjorie LUNDBERG Los Angeles, CA	Caracal C1 Instinct Racing	1:13.981	73.478	29
8	8	FV	21	NW	89004	Bob POSNER Bellevue, WA	Tsunami	1:13.755	73.703	29
9	9	FV	62	KS	229973	Douglass JOHNSON San Diego, CA	Lynx B Noble/Claude Braunstein	1:16.932	70.659	28
10	10	FV	50	AZ	333082	Roman RUIZ Mesa, AZ	Lynx B Ruiz Insurance Group	1:16.418	71.135	28
11	11	FV	87	NW	45807	Dennis ANDRADE Brush Prairie, WA	Vortech D & D Racing	1:11.666	75.851	26 NR
12	12	FV	74	AZCSC	63787	Mark EDWARDS Los Angeles, CA	Glandring 8L	1:12.040	75.458	17 NR
DNF		FV	13	CHI	66869	Bill STYCZYNSKI Downers Grove, IL	Citation 84V Styczynski Walker & Associates Arch	1:15.217	72.270	11 NR
DNF		FV	00	KS	119891	Bill NOBLE Manhattan, KS	Protoform P3 Hoosier Tire/Valvoline	1:12.060	75.437	10 NR
DNF		FV	25	CSCC	261282	Charlie TURNER Mission Viejo	Protoform P2 Turner Motorsports Marketing/Mitron	2:34.443	35.197	3 NR
DNF		FV	24	CSCC	137815	Colin CROSS Walnut Creek, CA	Caracal C Hoosier/Lauren's Closet/ Ron Chuck			0 NR
DNS		F500	1	CSCC	186051	Peter BRESCHINI El Dorado, CA	KBS Mk 5			
DNS		FV	94		112181	Bob NEUMEISTER	Mysterian M2 Kedline Oil			
DNS		FV	41	CO	324875	Mark FELSEN Denver, CO	Vortech			
DNS		FV	5	AZ	59321	Brian MCCARTHY Sacramento, CA	Anduril BRM BRM Engineering			
DNS		FV	17	CSCC	290484	Geoff COOK Fallbrook, CA	Mysterion			

Class and Race Summary

Over all Leaders: 27 Laps 1-30 / 11 Laps 2-10 / 87 Laps 5-9

Race hard charger:# 7 Lisa NOBLE

Class	Car	Laps	Total time	Speed	Margin	Dist.	Car	Best Lap	Speed
FV	27	30	36:28.517	74.516	7.452	45.3	87	1:11.666	75.851 Lap 13

TIMED ELECTRONICALLY WITH THE CHRONOMIX CC737 - Software by RJK Systems

ALLIE JOHNSTON
CHIEF OF T&S
Posted at: 1:48 P.M. 1/17/2005



ARIZONA REGION
05-N-02-P
JANUARY 14-17, 2005

Official Race Results Group 6 SRF

THE SEEING DOUBLE-DOUBLE NAT
PIR
1.51 Miles
26 Starters 26 Finishers
Margin of victory: 1.742 Sec.

OA	CP	Class	Car	Reg.	ID #	Driver/Hometown	Car Desc./Sponsor	Best Lap	Speed	Laps
1	1	SRF	62	CSCC	210471	TJ ACKER Aua Dulce, CA	SRF Andrews Electronics	1:09.766	77.917	30
2	2	SRF	00	CSCC	159499	Lee FLEMING Lake Forest, CA	SRF	1:09.910	77.757	30
3	3	SRF	03	AZ	259955	Paul DEALVA Phoenix, AZ	SRF LaRue Motorsports	1:09.993	77.664	30
4	4	SRF	7	CO	20	Maynard KNAPP Avon, CO	SRF	1:10.219	77.414	30
***5	5	SRF	40	AZ	298636	Bob LANKES Scottsdale, AZ	SRF Valvoline Express Lube	1:09.740	77.946	30
6	6	SRF	18		347480	Terry ROSSI Seal Beach, CA	SRF Eva International	1:09.857	77.816	30
7	7	SRF	61	CSCC	210472	Tordy ACKER Aqua Dulce, CA	SRF Andrews Electronics	1:10.349	77.271	30
8	8	SRF	1	OR	253569	Gary MANCHESTER Portland, OR	SRF Nancy Grant, PC	1:10.599	76.998	30
9	9	SRF	4	CSCC	8437	Bill JUCHA Tehachapi, CA	SRF Positive Impressions	1:10.601	76.996	30
10	10	SRF	78	LOL	242765	Reid JOHNSON Scottsdale, AZ	SRF	1:10.749	76.835	30
11	11	SRF	49	CSCC	250421	Marty WILLIAMS Woodland Hills CA	SRF Champion Motorsports	1:10.816	76.762	30
12	12	SRF	58	CSCC	349361	Brett BARTHOLOMEW Boulder City NV	SRF Herbalife	1:10.881	76.691	30
13	13	SRF	60	CO	253560	Tim GRAY Eden Prairie, MN	SRF Ryan Companies US, Inc	1:11.246	76.299	30
14	14	SRF	5	CSCC	90210	Tom MISERENDINO Los Angeles, CA	SRF Team Widget/MTM Racing	1:11.698	75.818	30
15	15	SRF	74	CSCC	275806	David PHETEPLACE Bonita, CA	SRF knitterdude.com	1:11.504	76.023	30
16	16	SRF	71	OR/NW	63472	Johnny HUMPHREYS Veradale, WA	SRF Flat Out Racing	1:11.475	76.054	29
17	17	SRF	47	CO	53526	Karl FLESSA Tucson, AZ	SRF Desert Moose Racing/LaRue	1:11.238	76.307	29
18	18	SRF	15	AZ	230617	Elliott FREIREICH Litchfield Park, AZ	SRF	1:11.911	75.593	29
19	19	SRF	45	NW	190965	Tom BURT Bainbridge Island, W	SRF	1:11.541	75.984	29
20	20	SRF	20	AZ	305587	James MALONE Scottsdale, AZ	SRF Raptor Motorsports	1:12.032	75.466	29
21	21	SRF	77	SFR	163683	Morris GOLDSTEIN Las Vegas, NV	SRF Nevada Slots & Supplies	1:12.580	74.896	29
22	22	SRF	41	LOL	259793	Dick CORSON Wayzata, MN	SRF	1:13.310	74.150	29
23	23	SRF	17	LV	200874	Paul (Ed) RABY Las Vegas, NV	SRF Champion Motorsports	1:10.690	76.899	28
24	24	SRF	11	CSCC	312012	Mike MISERENDINO Los Angeles, CA	SRF Team Widget/MTM Racing	1:10.345	77.276	17 NR
25	25	SRF	14	CSCC	139146	Paul MARINO Canoga Park, CA	SRF Champion Motorsports/Impress	1:09.557	78.151	16 NR
26	26	SRF	44	CO	280749	John B DUNN Greenwood Village, C	SRF	1:10.118	77.526	16 NR
DNS		SRF	97	SFR	245789	David HARRIMAN San Jose, CA	SRF systemprog.com			

***PER CHAIRMAN OF SOM'S: CAR 40 MOVED TO BEHIND CAR 14 (25TH OVERALL)

Class and Race Summary

Over all Leaders: 62 Laps 1-30

Race hard charger:# 4 Bill JUCHA

Class	Car	Laps	Total time	Speed	Margin	Dist.	Car	Best Lap	Speed	Lap
SRF	62	30	35:11.322	77.240	7.742	45.3	14	1:09.557	78.151	Lap 5

TIMED ELECTRONICALLY WITH THE CHRONOMIX CC737 - Software by RJK Systems

ALLIE JOHNSTON
CHIEF OF T&S
Posted at: 2:53 P.M. 1/17/2005



ARIZONA REGION
05-N-02-P
JANUARY 14-17, 2005

Official Race Results Group 8 FM/FA

THE SEEING DOUBLE-DOUBLE NAT
PIR
1.51 Miles
16 Starters 15 Finishers
Margin of victory: 49.861 Sec.

OA	CP	Class	Car	Reg.	ID #	Driver/Hometown	Car Desc./Sponsor	Best Lap	Speed	Laps
1	1	FA	49	AZ	261498	Dan SELZNICK Phoenix, AZ	Swift 014 The Roomstore	56.295	96.562	30
2	2	FA	96	SD	289400	Leo SISMANI San Diego, CA	Ralt RT 40 California Scene/Toyota/Jennings	56.995	95.376	30
3	3	FA	48	NW	254604	Lee ATKINS Woodinville WA	Swift 014 Advanced Medical	57.768	94.100	30
4	4	FA	33	AZ	293993	Bob STALLINGS Dallas, TX	Swift 014	56.246	96.646	28 NR
5	1	FM	81	AZ	329932	Gabi DICARLO Phoenix, AZ	Star Mazda Great Clips	1:01.620	88.218	28
6	2	FM	11	AZ	346963	Ken LOSCH Paradise Valley, AZ	Star Mazda Avenue Communities/Ruspeed Racing/A	1:02.644	86.776	28
7	3	FM	67	AZ	261757	Tom BARNETT Phoenix, AZ	Star Mazda Burger King/The Good Egg Restaurant	1:02.294	87.263	28
8	4	FM	7	AZ	200985	Steve LENZMEIER Mesa, AZ	Star Mazda Lenzmeier Construction Inc	1:02.011	87.661	28
9	5	FM	28	CO	236170	Russell LINDERMANN Longmont, CO	Star Mazda	1:02.919	86.396	27
10	5	FA	44	AZ	271659	Gary LEHAIE Scottsdale, AZ		1:03.002	86.282	27
11	6	FM	54	CO	324875	Mark FELSEN Denver, Co	Star Mazda	1:03.207	86.003	27
12	7	FM	47	CO	338548	Patricia MUELLER Englewood, CO	Star Mazda	1:03.516	85.584	27
13	6	FA	69	CO	2858	Jim CHRISTIAN Boulder, CO	FSCCA	1:04.798	83.891	26
14	8	FM	8	CSCC	334931	Eric COOMER Atascadero, CA	Star Mazda R.L.C. Enterprises, Inc	1:03.837	85.154	18 NR
15	9	FM	24	CO	84527	AL STONE Denver CO	Mazda	1:10.391	77.225	17 NR
DNF		FA	78	CO	270438	Kyle WATKINS Broomfield, CO	FSCCA Sensible Automotive/Hoosier			0 NR
DNS		FA	21	SFR	238593	Roger GLOVER Reno, NV	Swift 014 Custom Boat & Marine			
DNS		FA	30	STL	56962	jim WRIGHT Wildwood, MO	Swift DB4			
DNS		FM	75	AZ	307102	Kelly GALLANT Scottsdale, AZ	Star Mazda			

Class and Race Summary

Over all Leaders: 49 Laps 1-30

Race hard charger:# 67 Tom BARNETT				Speed	Margin	Dist.	Car	Best Lap	Speed
Class	Car	Laps	Total time						
FA	49	30	28:36.703	94.996	49.861	45.3	33	56.246	96.646 Lap 20
FM	81	28	29:07.704	87.090	24.941	42.28	81	1:01.620	88.218 Lap 24

TIMED ELECTRONICALLY WITH THE CHRONOMIX CC737 - Software by RJK Systems

ALLIE JOHNSTON
CHIEF OF T&S
Posted at: 4:14 P.M. 1/17/2005

